





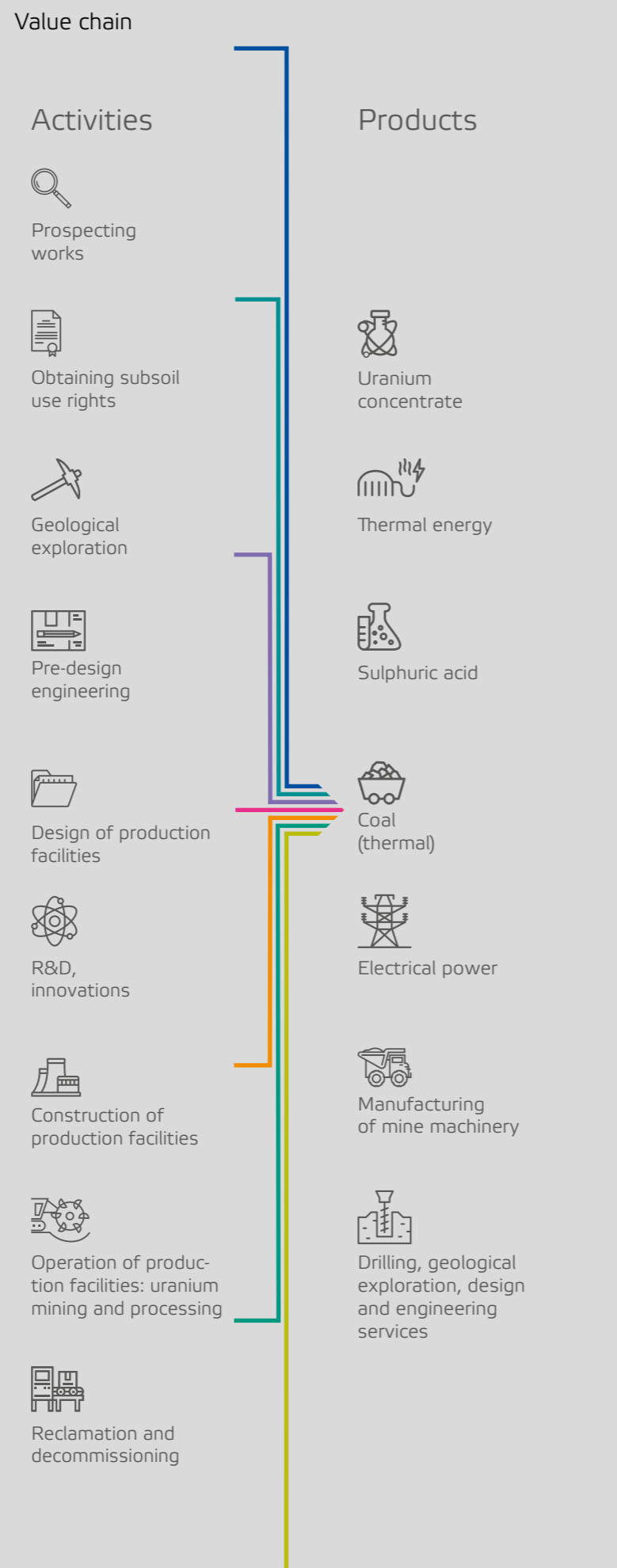








ARMZ Business Model

Contribution in achievement of the UN Sustainable Development Goals

Resources*	
Production capital	3,005 Uranium production, tonnes
	3.1 Labour productivity, million RUB per person
Human capital	6,957 Number of employees
	59,447 Average monthly salary, RUB
Nature capital	520 Environmental protection expenses, million RUB
	517.1 Uranium mineral resource base (Russian assets), ktonnes
Financial capital	4.9 Capital expenditures, billion RUB
	22.1 Revenue, billion RUB
Social capital	212.6 Social payments to employees, million RUB
	7.7 Charity spending, million RUB
Intellectual capital	345 Innovation projects spending, million RUB
	6.5 Intangible assets, billion RUB



Key results*	
2,917 Uranium production, tonnes	Production capital
2.8 Labour productivity, million RUB per person	
7,347 Number of employees	Human capital
61,992 Average monthly salary, RUB	
411.5 Environmental protection expenses, million RUB	Nature capital
523.9 Uranium mineral resource base (Russian assets), ktonnes	
4.9 Capital expenditures, billion RUB	Financial capital
17.8 Revenue, billion RUB	
212.9 Social payments to employees, million RUB	Social capital
7.0 Charity spending, million RUB	
209 Innovation projects spending, million RUB	Intellectual capital
6.4 Intangible assets, billion RUB	

Change in capitals		Contribution in achievement of the UN Sustainable Development Goals
2% Reduction of uranium unit production cost		7 AFFORDABLE AND CLEAN ENERGY
66% Employee engagement rate		8 DECENT WORK AND ECONOMIC GROWTH
77% Reduction of borrowed funds		12 RESPONSIBLE CONSUMPTION AND PRODUCTION
57% Level of support for nuclear energy in the Russian Federation		15 LIFE ON LAND
102% Integrated investment activities efficiency indicator		

* As of 2016

* As of 2017